












Capacity Charts - Little America Hotel Salt Lake City

Capacity Chart

| Capacity Chart |  Total Sq Ft |  Room Size Ft |  Ceiling Ht Ft |  Classroom |  Theater |  Banquet 10 |  Reception |  Conference |  U-Shape |  H-Square |  10 x 10s |
|------------------|---|--|---|---|---|--|---|--|---|--|--|
| Arizona | 1,316 | 28' x 47' | 10 | 75 | 0 | 100 | 100 | 0 | 0 | 0 | 0 |
| Casper Room | 550 | 22' x 25' | 10 | 25 | 40 | 32 | 40 | 0 | 0 | 0 | 0 |
| Cheyenne | 440 | 20' x 22' | 10 | 20 | 35 | 24 | 35 | 0 | 0 | 0 | 0 |
| Flagstaff Room | 837 | 27' x 31' | 9 | 50 | 70 | 64 | 70 | 0 | 0 | 0 | 0 |
| Grand Ballroom | 8,925 | 119' x 75' | 12 | 650 | 1,200 | 800 | 1,200 | 0 | 0 | 0 | 0 |
| Grand Ballroom A | 3,075 | 41' x 75' | 12 | 200 | 300 | 250 | 300 | 0 | 0 | 0 | 0 |
| Grand Ballroom B | 2,775 | 37' x 75' | 12 | 200 | 300 | 250 | 300 | 0 | 0 | 0 | 0 |
| Grand Ballroom C | 3,075 | 41' x 75' | 12 | 200 | 300 | 250 | 300 | 0 | 0 | 0 | 0 |
| Idaho | 1,316 | 28' x 47' | 10 | 75 | 100 | 100 | 100 | 0 | 0 | 0 | 0 |
| Olympus | 1,251 | 34' x 39' | 10 | 60 | 100 | 80 | 100 | 0 | 35 | 40 | 0 |
| Reception A | 858 | 26' x 33' | 10 | 40 | 70 | 48 | 70 | 0 | 0 | 0 | 0 |
| Reception B | 1,066 | 26' x 41' | 10 | 48 | 100 | 50 | 100 | 0 | 0 | 0 | 0 |
| Reception C | 858 | 26' x 33' | 10 | 40 | 70 | 48 | 70 | 0 | 0 | 0 | 0 |
| Room Capacities | N/A | Room Size | 0 | 0 | 0 | 10 | 0 | 0 | 0 | 0 | 1,010 |
| Sawtooth Room | 621 | 23' x 27' | 9 | 40 | 60 | 40 | 60 | 0 | 0 | 0 | 0 |
| Sinclair Room | 480 | 20' x 24' | 10 | 25 | 40 | 32 | 40 | 0 | 0 | 0 | 0 |
| Snowbasin | 895 | 30' x 30' | 10 | 50 | 80 | 60 | 80 | 0 | 30 | 35 | 0 |
| Sun Valley | 837 | 27' x 31' | 9 | 50 | 70 | 64 | 70 | 0 | 0 | 0 | 0 |
| Teton | 1,154 | 41' x 26' | 10 | 50 | 100 | 70 | 100 | 0 | 35 | 40 | 0 |
| Tucson Room | 837 | 27' x 31' | 9 | 50 | 70 | 64 | 70 | 0 | 0 | 0 | 0 |
| Utah Room | 621 | 23' x 27' | 9 | 40 | 60 | 40 | 60 | 0 | 0 | 0 | 0 |
| Wasatch | 621 | 23' x 27' | 9 | 40 | 60 | 40 | 60 | 0 | 0 | 0 | 0 |
| Wyoming | 1,242 | 27' x 46' | 10 | 75 | 100 | 100 | 100 | 0 | 0 | 0 | 0 |