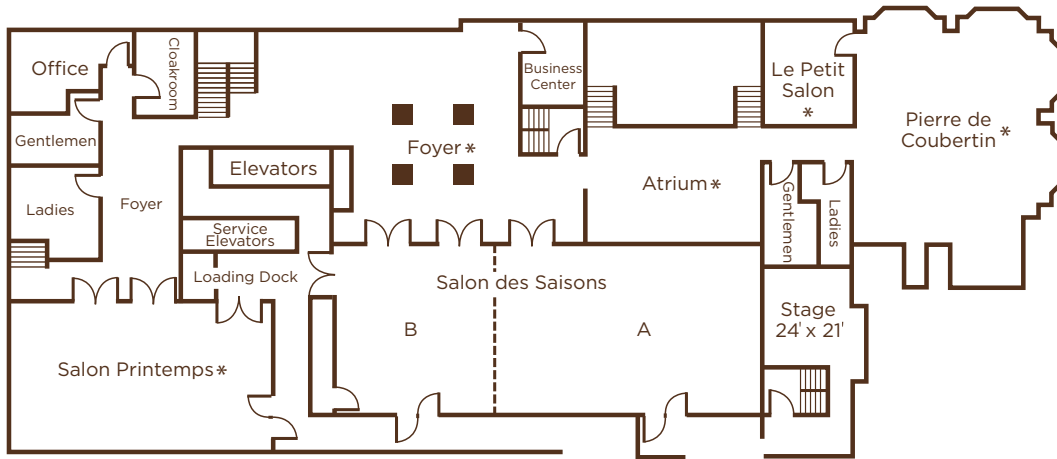
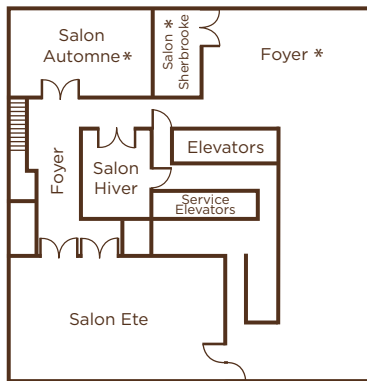



FIRST FLOOR



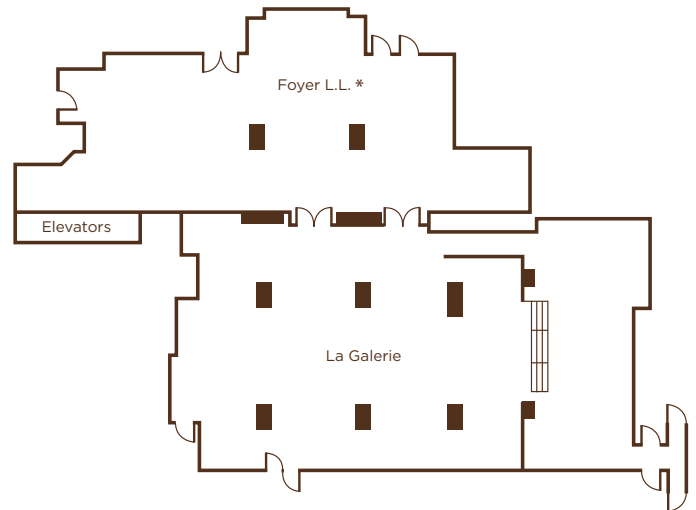
SECOND FLOOR



THIRD FLOOR



LOWER LEVEL I



* Natural Light

ROOM	FLOOR	CEILING HEIGHT	SQUARE M	SQUARE FT	CONFERENCE	U-SHAPE	CRESCENT ROUND	THEATER	CLASSROOM	BANQUET	EXHIBIT 8'x8'	EXHIBIT 10'x10'	HOLLOW SQUARE
Saisons A & B	1st	14	410	4,410	80	97	240	480	288	400	32	22	114
Saisons A	1st	14	242	2,610	40	63	120	300	130	200	17	10	80
Saisons B	1st	14	163	1,755	34	45	96	180	72	160	9	16	60
Pierre-de-coubertin	1st	14	276	2,700	40	44	150	180	144	250	17	11	56
Atrium	1st	14	152	1,636	50	28	48	60	36	80	6	4	30
Printemps	1st	10	185	1,972	48	54	108	180	110	180	10	6	65
Ete	2nd	10	177	1,904	48	54	102	180	110	170	10	6	65
Automne	2nd	10	69	742	24	26	30	55	28	50	2	—	30
Hiver	2nd	10	37	396	18	15	18	20	18	30	1	—	20
Sherbrooke	2nd	10	22	231	10	—	—	10	6	20	—	—	10
La Galerie	LL	9	316	3,403	48	51	144	144	72	240	14	14	54
Peel	3rd	8	24	259	10	9	—	—	—	20	—	—	12
Mont-Royal	3rd	8	27	295	10	—	—	—	—	—	—	—	—
McGill	3rd	8	28	300	10	—	—	—	—	—	—	—	—

Meeting room capacities were determined by the use of the "Arranger & Comfort Calculator," a standardized meeting room capacity measurement system used by Meeting Professionals International.