









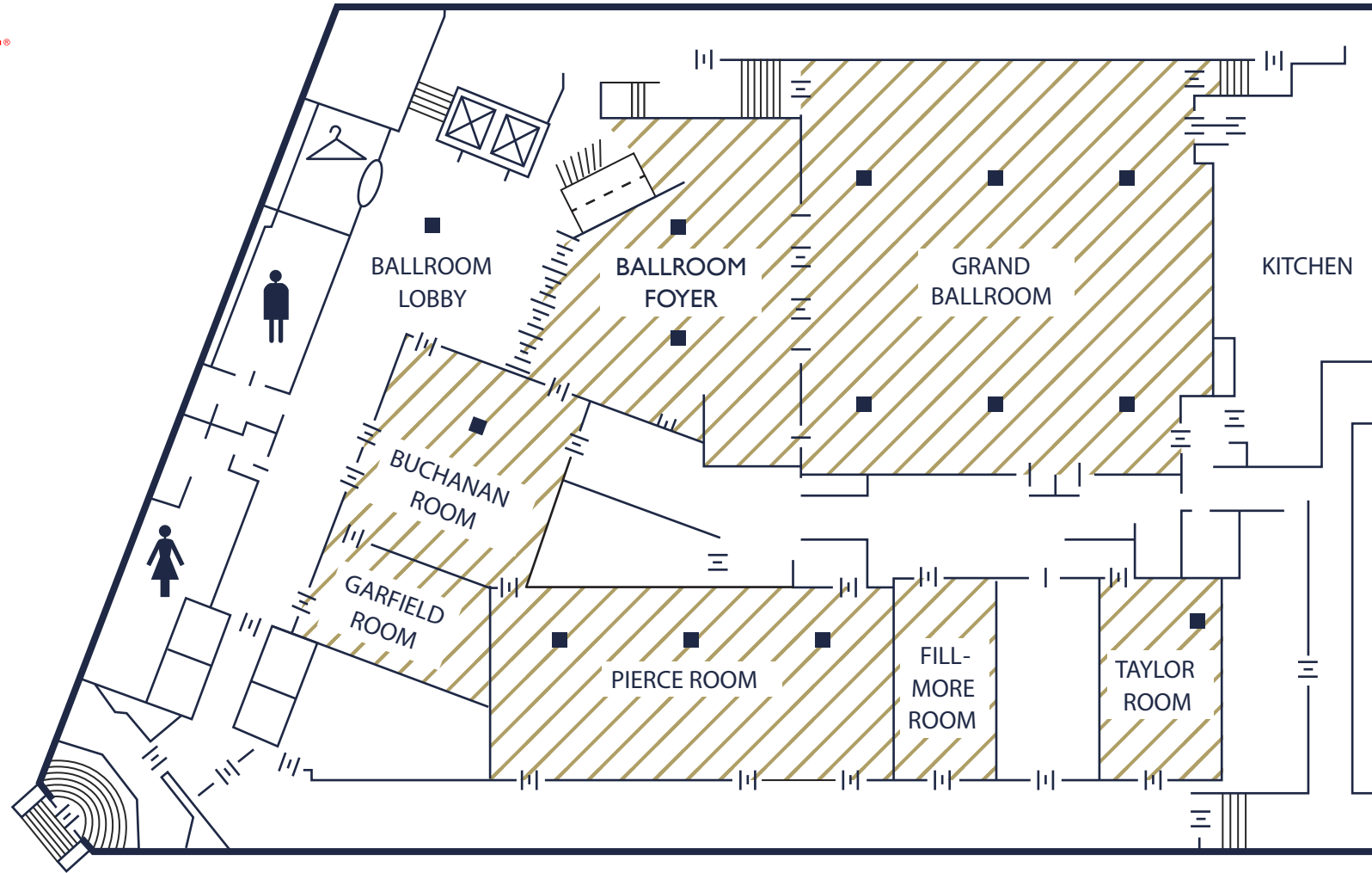












 Theater Style	 Classroom	 Cocktail Reception	 Banquet	 Crescent Round	 Conference	 Hollow Rectangle	 Size (sq. ft.)	 Length x Width (ft.)	 Height (ft.)	 Floor
Brandeis Room	50	30	60	30	18	20	20	512	32 x 16	8.5	2
Chase Room	40	24	50	30	18	20	20	416	26 x 16	8.5	2
Douglas Room	80	40	75	60	36	28	30	768	30 x 26	8.5	2
Grant Suite	28	18	60	24	18	20	14	510	17 x 30	8.3	2
Holmes Room	60	30	75	50	30	20	24	580	29 x 20	8.5	2
Hughes Suite	70	30	75	60	36	24	26	510	32 x 32	8.5	2
Stone Room	40	24	50	30	18	20	20	400	25 x 16	8.5	2
Taft Room	80	40	75	60	36	28	30	780	30 x 26	8.3	2



BALLROOM LEVEL

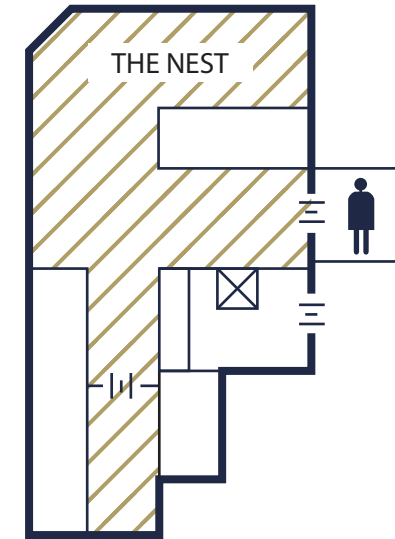
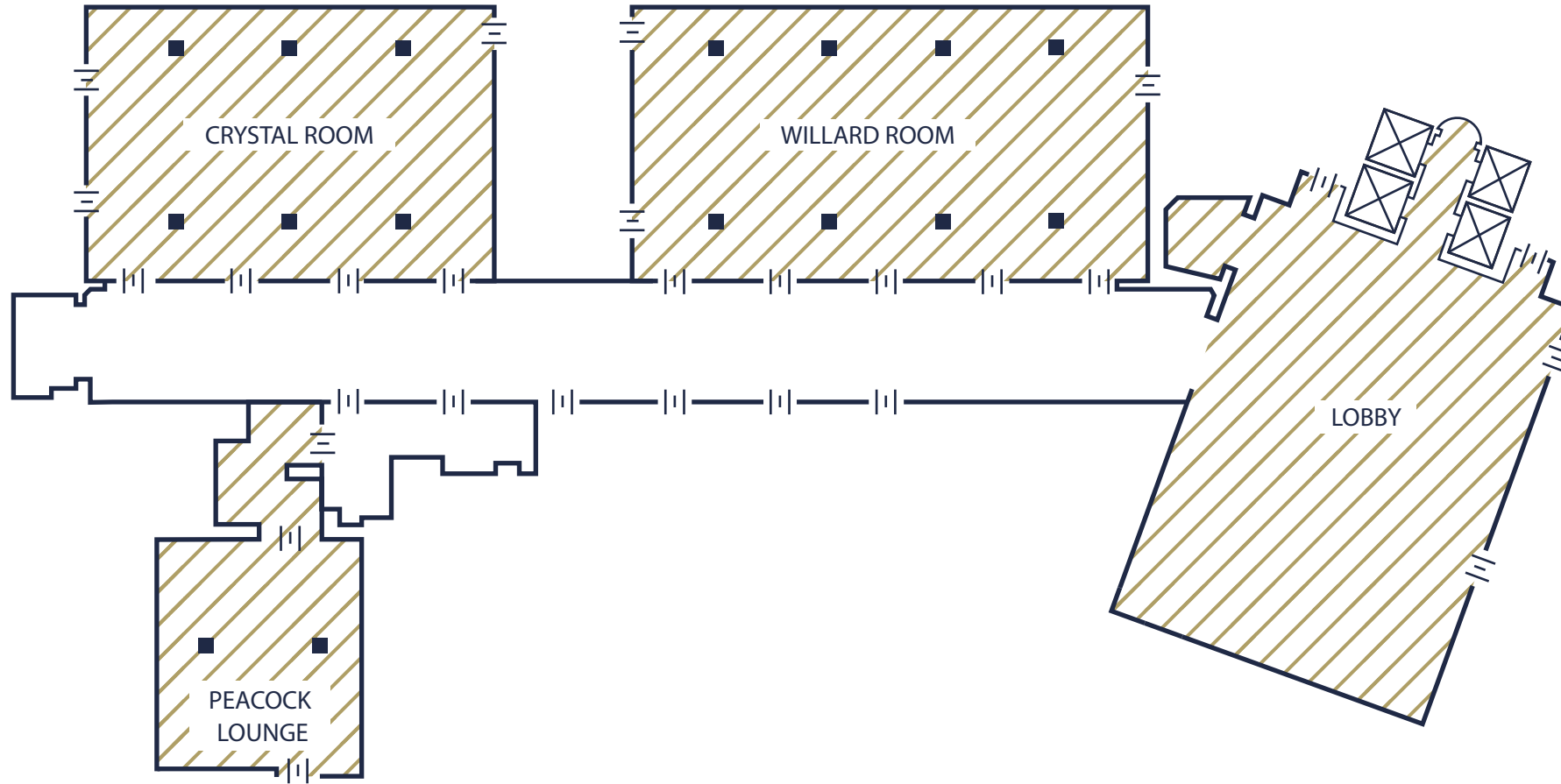














	 Theater Style	 Classroom	 Cocktail Reception	 Banquet	 Crescent Round	 Conference	 Hollow Rectangle	 Size (sq ft)	 Length x Width (ft)	 Height (ft)	 Floor
Ballroom	450	250	600	450	270	50	80	4,736	74 x 64	9.4 & 18	Ballroom Level
Ballroom Foyer	-	-	150	-	-	-	-	2,176	64 x 34	9	Ballroom Level
Buchanan Room	90	60	150	100	60	28	30	1,156	34 x 34	9	Ballroom Level
Fillmore Room	40	30	70	30	18	20	20	465	31 x 15	9	Ballroom Level
Garfield Room	40	25	50	30	18	20	20	416	26 x 16	9	Ballroom Level
Pierce Room	220	100	250	200	120	45	60	1,984	64 x 31	9	Ballroom Level
Taylor Room	50	40	75	40	24	24	24	600	30 x 20	9	Ballroom Level



LOBBY FLOOR

MEZZANINE



	 Theater Style	 Classroom	 Cocktail Reception	 Banquet	 Crescent Round	 Conference	 Hollow Rectangle	 Size (sq. ft.)	 Length x Width (ft.)	 Height (ft.)	 Floor
Crystal Room	250	120	250	210	126	45	60	2,560	64 x 40	15	I
Peacock Lounge Upper	-	-	50	-	-	-	-	256	16 x 16	8	I
Peacock Lounge Lower	60	40	200	60	36	30	30	1,020	34 x 30	9.8	I
Willard Room	325	140	350	220	132	60	68	3,120	78 x 40	19	I
The Nest	80	45	110	90	54	30	34	900	36 x 25	8	Mezzanine